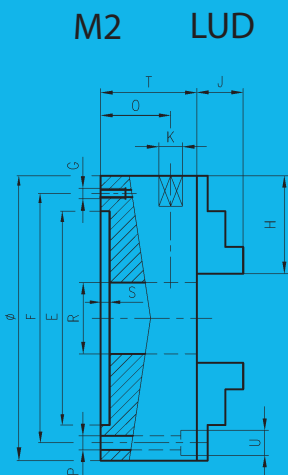






LUD – TYP 243807.0

Základní dodávka obsahuje:
 Grundausführung enthält:
 Basic delivery contains:
 Livraison de base contient:
 Основная поставка включает:



Max. moment M, max. upínací síla F, max. otáčky n
 Max. Drehmoment M, max. Spannkraft F, max. Drehzahl n
 Max. torque M, max. gripping force F, max. speeds n
 Moment maxi, force de serrage maxi, tours maxi
 Макс. момент, макс. зажимное усилие, макс. обороты

Ø			kg	Ø	M (Nm)	F (kN)	n (min ⁻¹)
85	M2	084020	1,60	85	10	20	4800
100	M2	104020	2,75	100	15	26	4200
125	M2	124020	4,85	125	22	36	3700
160	M2	164020	7,32	160	38	46	3000
200	M2	204020	15,42	200	54	74	2300
250	M2	254020	23,80	250	80	94	1700
315	M2	314020	44,50	315	94	126	1500
350	M2	354020	54,10	350	94	126	1300
400	M2	404020	57,50	400	94	126	1300

Ø	E H7	F±0,2	G	H	J	K	O	P	R	S	T	U
85	62	72	—	34	17	6	20	4×7	25	4	42	11
100	70	83	—	41	17	6	20	4×9	25	4	42	15
125	95	108	—	51	19	8	21	4×9	28	4	44	15
160	125	140	4×M10	47	22	8	32	4×11	45	4	54	17
200	125	140	4×M10	75	32	12	44	4×11	50	4	72	17
250	200	224	4×M12	75	32	12	44	4×13	60	5	72	20
315	200	224	4×M12	100	36	14	49	4×13	75	5	80	20
350	260	286	—	100	37	14	60	4×13	75	5	91	20
400	260	286	—	100	37	14	60	4×13	75	5	91	20

Lze objednat s přírubou typ 243830.0 v provedení:
 Es ist möglich mit Flansche Typ 243830.0 im Ausführung bestellen:
 Available to supply with the flange of the kind 243830.0, type:
 On peut commander le type 243830.0 avec la bride en modification:
 Можно заказать с фланцем тип 243830.0 в проведении:

A – DIN 55026; ISO 702/I; ČSN ISO 702/I
 B – DIN 55027; ISO 702/III; ČSN ISO 702/III
 D – DIN 55029 inch; ISO 702/II inch; ČSN ISO 702/II inch